

# 2024 Pricelist (GB)

(Excludes VAT)



**Quality** above all  
[keylitteroofwindows.com](https://keylitteroofwindows.com)

Keylite's expanding thermal collar is the only integrated solution to address thermal performance in roof window installation. This has been one of the many reasons why more architects are specifying Keylite roof windows and one of the many reasons why the nation's largest housebuilders choose Keylite 'quality' above all else.

Chosen by:



# Quality above all

## Contents

### Introduction

What's different about Keylite?	5
Patented innovation	6

### Pitched roof solutions

Centre Pivot Manual Roof Windows	8
Centre Pivot Electric Remote Roof Windows	9
Centre Pivot Electric Switch Roof Windows	10
Centre Pivot Solar Powered Roof Windows	11
Fire Escape/Top Hung Roof Windows	12
Conservation Centre Pivot Manual Roof Windows	13
Conservation Centre Pivot Electric Remote Roof Windows	14
Conservation Centre Pivot Electric Switch Roof Windows	15
Conservation Centre Pivot Solar Powered Roof Windows	16
Conservation Fire Escape/Top Hung Roof Windows	17
Fixed Skylight	18
Vertical Bi-Lite Window System	18
Ridge Window	19
Smoke Ventilation Roof Windows	19
Sunlite Light Tube System	20

### Flashings

Single Flashings	21
Combination Flashings	21

### Flat roof solutions

Flat Roof System	22
Combination Flat Roof System	22
Premium Flat Glass Rooflight	23
Flat Glass Rooflight	23
Flat Roof Dome	24
Flat Roof Access Hatch	24
Flat Roof Smoke Ventilation	25
Roof Lantern	25

### Genuine Keylite Blinds

Genuine Keylite Blinds	26
------------------------	----

### Accessories

Window Opening Poles	27
Roof Window Support Trims	27
Maintenance Kits	27

### Loft Ladders

Loft Ladder	27
-------------	----





# What's different about Keylite?

## Patented innovation

Keylite's unique integrated Expanding Thermal Collar assures thermal performance. Other unique features simplify the installation, operation and maintenance of our products.

## Extra performance, no extra costs

Keylite provides all of its great features as standard. Other roof windows may require the use of accessories at an additional cost in order to achieve the same performance as Keylite.

## Award-winning service

Keylite's technical experts are on hand to advise and assist you at the design and specification stage. When it comes to supply and delivery, our merchant stockists are at your service. Our aftersales service is professional and efficient with experienced engineers.

## More choice

With a choice between timber or PVC materials, the Keylite range brings you more choice when selecting the right roof window for your project.

There are innovative upgrades available such as Electric and Solar Powered Roof Windows.

## 10/20 year guarantee

Keylite Roof Windows and Flashings are covered by a 10 year guarantee, offering a 20 year guarantee on Polar White PVC (for further details visit [keylitteroofwindows.com](http://keylitteroofwindows.com)). All electric components, blinds and accessories are covered by a three year guarantee.

## Approved

Keylite has gained certification from the relevant national bodies for both company's operating systems and products. Our third party certifications give you the confidence that Keylite products are the correct choice for your project.

Keylite Roof Windows combine innovative design with the latest in materials technology and precision manufacturing. No other roof window has Keylite's innovation for faster fitting, energy efficiency and easy maintenance, all as standard.

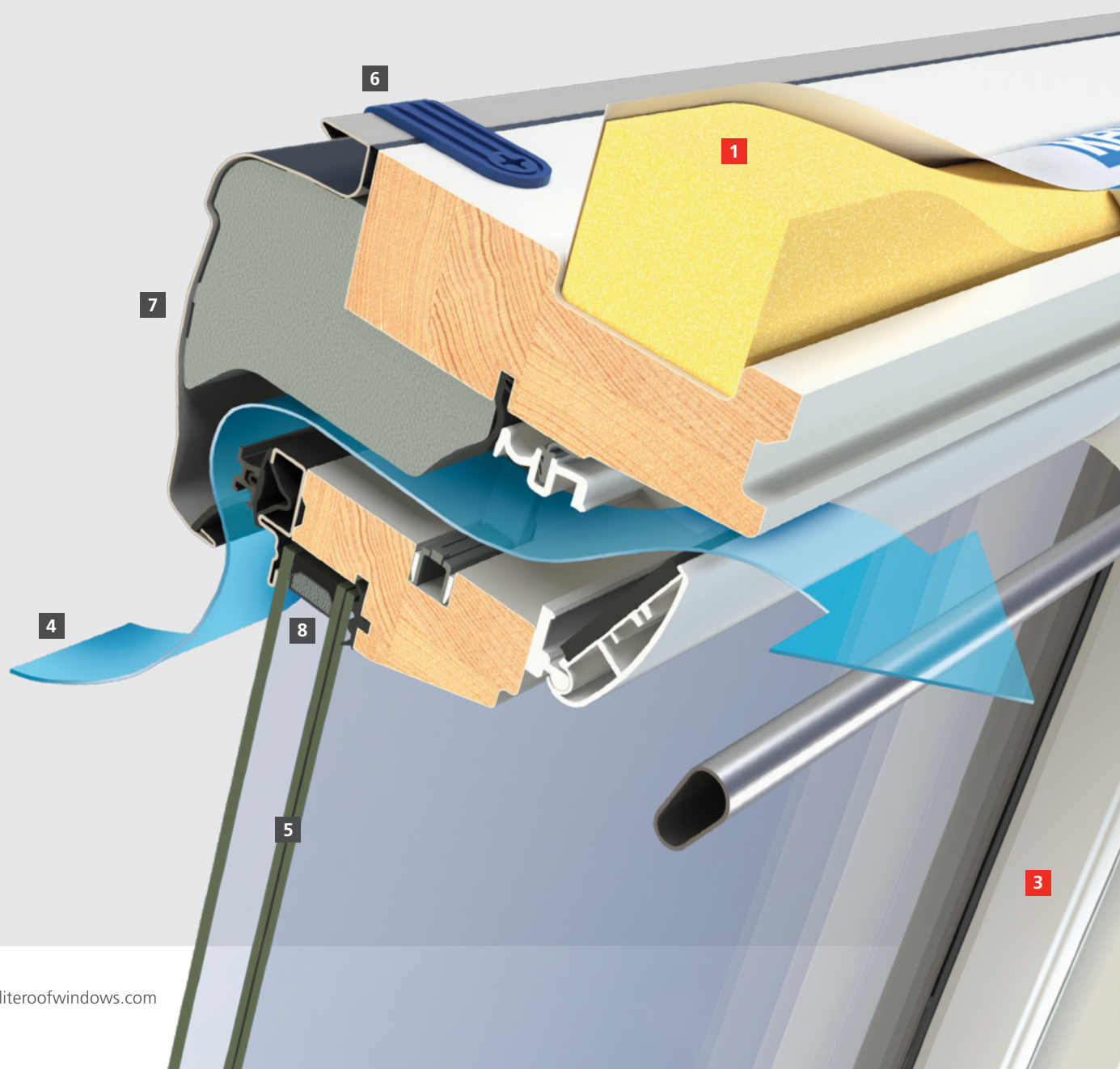




## Patented innovation

Every Keylite Roof Window has all of our great features integrated as standard.

# Innovation as standard



## Award Winning Thermal Collar



### Key features

#### 1 Unique Expanding Thermal Collar

Simply pull away the release tape to activate our unique integrated Expanding Thermal Collar. It expands, filling the gap between the window frame and the roof, providing effective protection against cold bridging.

#### 2 Flick-Fit Brackets

Pre-fitted Flick-Fit brackets are easy to use and make Keylite installation faster from the box to the roof.

#### 3 Sash Hinge Finger Springs

The Sash Hinge Finger Spring allows the sash to be installed back into the frame in one smooth, effortless motion.

#### 4 All Weather Ventilation Handle

Our slimline ventilation handle has a contemporary style, designed to provide comfortable opening of both the window and ventilation flap. The handle allows for trickle ventilation, even with the window fully closed and securely locked. The built-in insect filter ensures only clean, fresh air passes into the room.

#### 5 Safety Glazing

Our high therm roof windows come with safety glazing as standard.

#### 6 Click-Fit Hood & Cover Flashings


Simply position the hood under the pre-assembled hooks & click into place.

#### 7 Low Profile Hood

The recessed fit is achieved with standard flashings which, together with the streamlined hood design, create a low profile.

#### 8 Warm Edge Glazing

All glazing is upgraded as standard to warm edge, which adds protection against condensation.

 Keylite unique innovation



## Manual operation

### Centre Pivot Roof Windows CP

See Product Brochure for more information

Code	Description	01	02	01C	03	04	05	06*	07F*	07	08*	09*	10*
Size WxH (mm)		550x780	550x980	550x1180	660x1180	780x980	780x1180	780x1400	940x1400	940x1600	1140x1180	1340x980	1340x1400

#### Polar White PVC

<b>PCP HT</b>	Polar Centre Pivot, Hi-Therm Glazing	£403	£423	£445	£491	£461	£523	£579	£675	-	£693	£664	-
<b>PCP TFR</b>	Polar Centre Pivot, Frosted Glazing	£452	£471	£494	£539	£510	£569	£623	£718	-	£735	£707	£848
<b>PCP KTG</b>	Polar Centre Pivot, Triple Glazing	£628	£648	£667	£715	£686	£743	£797	£891	-	£907	£879	-
<b>PCP I°</b>	Polar Centre Pivot, Manual Integral Blind	£578	£606	£643	£704	£661	£746	£827	£959	-	£988	£947	-

#### White Painted Pine

<b>WCP HT</b>	White Finish Centre Pivot, Hi-Therm Glazing	£352	£370	£388	£429	£399	£455	£505	£589	£620	£605	£579	£707
<b>WCP TFR</b>	White Finish Centre Pivot, Frosted Glazing	£401	£421	£438	£480	£455	£504	£553	£635	£667	£651	£626	£751
<b>WCP KTG</b>	White Finish Centre Pivot, Triple Glazing	£570	£589	£606	£646	£621	£672	£719	£801	£832	£817	£791	£915
<b>WCP I°</b>	White Finish Centre Pivot, Manual Integral Blind	£525	£551	£583	£640	£602	£677	£751	£886	£924	£899	£863	-

#### Clear Lacquered Pine

<b>TCP HT</b>	Pine Centre Pivot, Hi-Therm Glazing	£339	£358	£374	£417	£389	£439	£487	£569	£601	£584	£561	£681
<b>TCP TFR</b>	Pine Centre Pivot, Frosted Glazing	£389	£409	£424	£467	£440	£489	£535	£617	£646	£632	£607	£727
<b>TCP KTG</b>	Pine Centre Pivot, Triple Glazing	£559	£578	£592	£635	£607	£657	£703	£783	£812	£798	£775	£893
<b>TCP I°</b>	Pine Centre Pivot, Manual Integral Blind	£513	£540	£569	£629	£587	£661	£734	£864	£900	£879	£844	-

#### Notes:

- ° Manual Integral Blind is not for out of reach use.  
Any Manual Integral Blinds manufactured to order are subject to a 15 working day lead time.
- \* Polar White PVC window sizes 06 and 07F include 1 bottom handle. Sizes 08, 09 and 10 will include 2 bottom handles.





## Electric operation

### Premium Electric Kit with Remote Control & Rain Sensor **PEK**

See Product Brochure for more information

Code	Description	01	02	01C	03	04	05	06*	07F*	07	08*	09*	10*
Size WxH (mm)		550x780	550x980	550x1180	660x1180	780x980	780x1180	780x1400	940x1400	940x1600	1140x1180	1340x980	1340x1400

#### Polar White PVC

<b>PCP HT PEK</b>	Polar Centre Pivot, Hi-Therm Glazing	£916	£938	£958	£1,005	£975	£1,035	£1,093	£1,187	-	£1,206	£1,177	-
<b>PCP KTG PEK</b>	Polar Centre Pivot, Triple Glazing	£1,163	£1,183	£1,204	£1,252	£1,222	£1,282	£1,338	£1,433	-	£1,451	£1,423	-
<b>PCP EI PEK</b>	Polar Centre Pivot, Electric Integral Blind	£1,608	£1,637	£1,721	£1,734	£1,691	£1,776	£1,857	£1,978	-	£2,018	£1,978	-

#### White Painted Pine

<b>WCP HT PEK</b>	White Finish Centre Pivot, Hi-Therm Glazing	£858	£876	£894	£938	£911	£961	£1,012	£1,095	£1,129	£1,114	£1,087	£1,216
<b>WCP KTG PEK</b>	White Finish Centre Pivot, Triple Glazing	£1,093	£1,114	£1,131	£1,172	£1,147	£1,198	£1,248	£1,334	£1,364	£1,349	£1,322	£1,451
<b>WCP EI PEK</b>	White Finish Centre Pivot, Electric Integral Blind	£1,535	£1,561	£1,643	£1,650	£1,612	£1,687	£1,763	£1,874	£1,932	£1,910	£1,872	-

#### Clear Lacquered Pine

<b>TCP HT PEK</b>	Pine Centre Pivot, Hi-Therm Glazing	£845	£864	£880	£925	£896	£945	£995	£1,076	£1,107	£1,091	£1,069	£1,189
<b>TCP KTG PEK</b>	Pine Centre Pivot, Triple Glazing	£1,083	£1,102	£1,117	£1,160	£1,133	£1,183	£1,231	£1,313	£1,343	£1,328	£1,305	£1,427
<b>TCP EI PEK</b>	Pine Centre Pivot, Electric Integral Blind	£1,522	£1,549	£1,629	£1,637	£1,595	£1,672	£1,743	£1,854	£1,911	£1,889	£1,855	-

#### Notes:

Any Manual or Electric Integral Blinds manufactured to order are subject to a 15 working day lead time.



## Electric operation

### Keylite Switch Electric with wall mounted switch **SEK**

See Product Brochure for more information

Code	Description	01	02	01C	03	04	05	06*	07F*	07	08*	09*	10*
Size WxH (mm)		550x780	550x980	550x1180	660x1180	780x980	780x1180	780x1400	940x1400	940x1600	1140x1180	1340x980	1340x1400

#### Polar White PVC

<b>PCP HT SEK</b>	Polar Centre Pivot, Hi-Therm Glazing	£832	£851	£873	£921	£891	£952	£1,006	£1,102	-	£1,121	£1,091	-
<b>PCP KTG SEK</b>	Polar Centre Pivot, Triple Glazing	£1,075	£1,098	£1,119	£1,166	£1,136	£1,196	£1,252	£1,349	-	£1,365	£1,336	-
<b>PCP EI SEK</b>	Polar Centre Pivot, Electric Integral Blind	£1,522	£1,550	£1,629	£1,649	£1,605	£1,690	£1,771	£1,896	-	£1,932	£1,893	-

#### White Painted Pine

<b>WCP HT SEK</b>	White Finish Centre Pivot, Hi-Therm Glazing	£775	£792	£811	£851	£827	£878	£928	£1,012	£1,044	£1,029	£1,002	£1,131
<b>WCP KTG SEK</b>	White Finish Centre Pivot, Triple Glazing	£1,010	£1,029	£1,046	£1,088	£1,061	£1,115	£1,164	£1,250	£1,280	£1,265	£1,238	£1,367
<b>WCP EI SEK</b>	White Finish Centre Pivot, Electric Integral Blind	£1,451	£1,477	£1,552	£1,565	£1,528	£1,603	£1,677	£1,793	£1,849	£1,824	£1,789	-

#### Clear Lacquered Pine

<b>TCP HT SEK</b>	Pine Centre Pivot, Hi-Therm Glazing	£762	£780	£797	£840	£812	£862	£910	£991	£1,024	£1,009	£985	£1,105
<b>TCP KTG SEK</b>	Pine Centre Pivot, Triple Glazing	£998	£1,018	£1,033	£1,076	£1,048	£1,100	£1,147	£1,230	£1,259	£1,245	£1,221	£1,343
<b>TCP EI SEK</b>	Pine Centre Pivot, Electric Integral Blind	£1,439	£1,466	£1,539	£1,554	£1,512	£1,588	£1,660	£1,771	£1,826	£1,805	£1,770	-

#### Notes:

Any Manual or Electric Integral Blinds manufactured to order are subject to a 15 working day lead time.



## Solar operation

### Solar Powered with Remote Control & Rain Sensor **KCS**

See Product Brochure for more information

Code	Description	01	02	01C	03	04	05	06*	07F*	07	08*	09*	10*
Size WxH (mm)		550x780	550x980	550x1180	660x1180	780x980	780x1180	780x1400	940x1400	940x1600	1140x1180	1340x980	1340x1400

#### Polar White PVC

<b>PCP HT KCS</b>	Polar Centre Pivot, Hi-Therm Glazing	£1,060	£1,081	£1,102	£1,150	£1,119	£1,180	£1,236	£1,330	-	£1,350	£1,321	-
<b>PCP KTG KCS</b>	Polar Centre Pivot, Triple Glazing	£1,305	£1,326	£1,349	£1,395	£1,365	£1,425	£1,481	£1,577	-	£1,593	£1,564	-
<b>PCP EI KCS</b>	Polar Centre Pivot, Electric Integral Blind	£1,751	£1,780	£1,873	£1,878	£1,835	£1,918	£2,000	£2,118	-	£2,161	£2,122	-

#### White Painted Pine

<b>WCP HT KCS</b>	White Finish Centre Pivot, Hi-Therm Glazing	£998	£1,017	£1,034	£1,076	£1,052	£1,102	£1,152	£1,236	£1,268	£1,253	£1,227	£1,355
<b>WCP KTG KCS</b>	White Finish Centre Pivot, Triple Glazing	£1,234	£1,253	£1,270	£1,312	£1,286	£1,338	£1,386	£1,474	£1,504	£1,489	£1,462	£1,591
<b>WCP EI KCS</b>	White Finish Centre Pivot, Electric Integral Blind	£1,675	£1,703	£1,792	£1,790	£1,752	£1,826	£1,902	£2,012	£2,073	£2,048	£2,013	-

#### Clear Lacquered Pine

<b>TCP HT KCS</b>	Pine Centre Pivot, Hi-Therm Glazing	£986	£1,005	£1,020	£1,065	£1,035	£1,087	£1,135	£1,217	£1,248	£1,232	£1,208	£1,330
<b>TCP KTG KCS</b>	Pine Centre Pivot, Triple Glazing	£1,222	£1,241	£1,256	£1,300	£1,273	£1,324	£1,370	£1,454	£1,483	£1,468	£1,445	£1,568
<b>TCP EI KCS</b>	Pine Centre Pivot, Electric Integral Blind	£1,662	£1,691	£1,779	£1,777	£1,737	£1,812	£1,884	£1,988	£2,051	£2,030	£1,996	-

#### Notes:

Any Manual or Electric Integral Blinds manufactured to order are subject to a 15 working day lead time.



## Manual operation

### Fire Escape/Top Hung Roof Windows FE/TH

See Product Brochure for more information

Code	Description	01	02*	01C	03	04	05	06	07F	07	08	09	10*
Size WxH (mm)		550x780	550x980	550x1180	660x1180	780x980	780x1180	780x1400	940x1400	940x1600	1140x1180	1340x980	1340x1400

#### Polar White PVC

<b>PFE HT</b>	Polar Fire Escape/Top Hung, Hi-Therm Glazing	-	£587	£612	£682	£638	£720	£797	£931	-	£956	£919	-
<b>PFE TFR</b>	Polar Fire Escape/Top Hung, Frosted Glazing	-	£635	£660	£732	£686	£767	£843	£975	-	£997	£961	-
<b>PFE KTG</b>	Polar Fire Escape/Top Hung, Triple Glazing	-	£805	£829	£898	£856	£934	£1,009	£1,138	-	£1,160	-	-
<b>PFE I</b>	Polar Fire Escape/Top Hung, Manual Integral Blind	-	£769	£855	£896	£835	£944	£1,045	£1,213	-	£1,251	-	-

#### White Painted Pine

<b>WFE HT</b>	White Finish Fire Escape/Top Hung, Hi-Therm Glazing	-	£512	£534	£595	£558	£630	£696	£812	£858	£834	£801	-
<b>WFE TFR</b>	White Finish Fire Escape/Top Hung, Frosted Glazing	-	£563	£584	£647	£607	£680	£747	£862	£906	£882	£850	£1,022
<b>WFE KTG</b>	White Finish Fire Escape/Top Hung, Triple Glazing	-	£727	£748	£809	£770	£841	£906	£1,019	£1,061	£1,040	-	-
<b>WFE I</b>	White Finish Fire Escape/Top Hung, Manual Integral Blind	-	£694	£770	£808	£753	£854	£945	£1,115	£1,160	£1,130	-	-

#### Clear Lacquered Pine

<b>TFE HT</b>	Pine Fire Escape/Top Hung, Hi-Therm Glazing	-	£505	£525	£586	£548	£619	£687	£800	£845	£823	£791	-
<b>TFE TFR</b>	Pine Fire Escape/Top Hung, Frosted Glazing	-	£541	£563	£621	£584	£656	£719	£829	£874	£851	£818	£984
<b>TFE KTG</b>	Pine Fire Escape/Top Hung, Triple Glazing	-	£741	£747	£806	£767	£841	£904	£1,018	£1,060	£1,040	-	-
<b>TFE I</b>	Pine Fire Escape/Top Hung, Manual Integral Blind	-	£675	£748	£783	£731	£828	£918	£1,084	£1,129	£1,100	-	-

#### Notes:

- \* Due to opening size an 02 FE roof window must not be used as a means of escape - Code for 02 roof window is 'TH' (Top Hung).  
 Frosted glazing (TFR) is available on Polar White PVC, White Painted & Clear Lacquered Pine roof windows.  
 Contact the Keylite Sales Team for more information.  
 Any Manual Integral Blinds manufactured to order are subject to a 15 working day lead time.





## Manual operation

### Centre Pivot Conservation Roof **CW CP**

See Product Brochure for more information

Code	Description	01	02	01C	03	04	05	06*	07F*	07	08*	09*	10*
Size WxH (mm)		550x780	550x980	550x1180	660x1180	780x980	780x1180	780x1400	940x1400	940x1600	1140x1180	1340x980	1340x1400

#### Polar White PVC

<b>CW PCP HT</b>	Conservation, Polar Centre Pivot, Hi-Therm Glazing	£548	£575	£604	£668	£632	£713	£791	£922	-	£945	£907	-
<b>CW PCP TFR</b>	Conservation, Polar Centre Pivot, Frosted Glazing	£597	£623	£652	£716	£679	£760	£834	£964	-	£987	£947	£1,143
<b>CW PCP KTG</b>	Conservation, Polar Centre Pivot, Triple Glazing	£766	£794	£822	£884	£848	£928	£1,001	£1,129	-	£1,151	£1,114	-
<b>CW PCP I</b>	Conservation, Polar Centre Pivot, Manual Integral Blind	£723	£759	£801	£880	£829	£936	£1,037	£1,203	-	£1,240	£1,190	-

#### White Painted Pine

<b>CW WCP HT</b>	Conservation, White Finish Centre Pivot, Hi-Therm Glazing	£492	£518	£543	£602	£569	£640	£710	£828	£872	£850	£814	£995
<b>CW WCP TFR</b>	Conservation, White Finish Centre Pivot, Frosted Glazing	£543	£569	£594	£651	£620	£691	£760	£877	£921	£898	£863	£1,041
<b>CW WCP KTG</b>	Conservation, White Finish Centre Pivot, Triple Glazing	£707	£733	£757	£813	£781	£851	£918	£1,035	£1,075	£1,056	£1,020	£1,196
<b>CW WCP I</b>	Conservation, White Finish Centre Pivot, Manual Integral Blind	£666	£701	£741	£812	£767	£863	£958	£1,129	£1,174	£1,146	£1,100	-

#### Clear Lacquered Pine

<b>CW TCP HT</b>	Conservation, Pine Centre Pivot, Hi-Therm Glazing	£481	£506	£530	£589	£554	£626	£692	£809	£850	£830	£797	£970
<b>CW TCP TFR</b>	Conservation, Pine Centre Pivot, Frosted Glazing	£531	£558	£580	£638	£605	£676	£741	£857	£898	£878	£844	£1,016
<b>CW TCP KTG</b>	Conservation, Pine Centre Pivot, Triple Glazing	£696	£721	£745	£801	£767	£837	£902	£1,017	£1,056	£1,037	£1,004	£1,172
<b>CW TCP I</b>	Conservation, Pine Centre Pivot, Manual Integral Blind	£653	£689	£725	£799	£751	£847	£940	£1,107	£1,152	£1,126	£1,081	-

#### Notes:

° Manual Integral Blind is not for out of reach use.

Any Manual Integral Blinds manufactured to order are subject to a 15 working day lead time.

Please note sizes 08, 09 and 10 will include two Georgian bars. Sizes also available without Georgian bar - use variant NGB at the end of product code.

\* Polar White PVC window sizes 06 and 07F include 1 bottom handle. Sizes 08, 09 and 10 will include 2 bottom handles.



## Electric operation

### Conservation Premium Electric Kit **CW CP PEK**

See Product Brochure for more information

Code	Description	01	02	01C	03	04	05	06*	07F*	07	08*	09*	10*
Size WxH (mm)		550x780	550x980	550x1180	660x1180	780x980	780x1180	780x1400	940x1400	940x1600	1140x1180	1340x980	1340x1400

#### Polar White PVC

<b>CW PCP HT PEK</b>	Conservation, Polar Centre Pivot, Hi-Therm Glazing	£1,061	£1,089	£1,117	£1,182	£1,145	£1,225	£1,304	£1,433	-	£1,459	£1,419	-
<b>CW PCP KTG PEK</b>	Conservation, Polar Centre Pivot, Triple Glazing	£1,306	£1,335	£1,364	£1,428	£1,392	£1,473	£1,548	£1,679	-	£1,703	£1,663	-
<b>CW PCP EI PEK</b>	Conservation, Polar Centre Pivot, Electric Integral Blind	£1,752	£1,789	£1,874	£1,911	£1,860	£1,967	£2,139	£2,225	-	£2,270	£2,221	-

#### White Painted Pine

<b>CW WCP HT PEK</b>	Conservation, White Finish Centre Pivot, Hi-Therm Glazing	£1,000	£1,025	£1,049	£1,108	£1,076	£1,149	£1,218	£1,337	£1,381	£1,359	£1,324	£1,504
<b>CW WCP KTG PEK</b>	Conservation, White Finish Centre Pivot, Triple Glazing	£1,235	£1,263	£1,286	£1,344	£1,312	£1,384	£1,454	£1,575	£1,617	£1,594	£1,559	£1,739
<b>CW WCP EI PEK</b>	Conservation, White Finish Centre Pivot, Electric Integral Blind	£1,676	£1,709	£1,793	£1,822	£1,777	£1,872	£1,968	£2,121	£2,185	£2,157	£2,110	-

#### Clear Lacquered Pine

<b>CW TCP HT PEK</b>	Conservation, Pine Centre Pivot, Hi-Therm Glazing	£987	£1,013	£1,035	£1,095	£1,060	£1,133	£1,200	£1,318	£1,359	£1,338	£1,305	£1,478
<b>CW TCP KTG PEK</b>	Conservation, Pine Centre Pivot, Triple Glazing	£1,223	£1,251	£1,273	£1,334	£1,298	£1,369	£1,438	£1,555	£1,594	£1,576	£1,542	£1,717
<b>CW TCP EI PEK</b>	Conservation, Pine Centre Pivot, Electric Integral Blind	£1,663	£1,699	£1,780	£1,809	£1,763	£1,857	£1,950	£2,098	£2,162	£2,137	£2,091	-

#### Notes:

\* Polar White PVC window sizes 06, 07F, 08, 09 and 10 may have up to ten days lead time.

Please note sizes 08, 09 and 10 will include two Georgian bars. Sizes also available without Georgian bar - use variant NGB at the end of product code.













Any Electric Integral Blinds manufactured to order are subject to a 15 working day lead time.



## Electric operation

### Conservation Keylite Switch Electric with wall mounted switch **CW CP SEK**

See Product Brochure for more information

Code	Description												
Size WxH (mm)		01	02	01C	03	04	05	06*	07F*	07	08*	09*	10*
		550x780	550x980	550x1180	660x1180	780x980	780x1180	780x1400	940x1400	940x1600	1140x1180	1340x980	1340x1400

#### Polar White PVC

<b>CW PCP HT SEK</b>	Conservation, Polar Centre Pivot, Hi-Therm Glazing	£975	£1,003	£1,032	£1,095	£1,059	£1,141	£1,217	£1,349	-	£1,371	£1,334	-
<b>CW PCP KTG SEK</b>	Conservation, Polar Centre Pivot, Triple Glazing	£1,221	£1,250	£1,279	£1,342	£1,305	£1,385	£1,462	£1,593	-	£1,618	£1,578	-
<b>CW PCP EI SEK</b>	Conservation, Polar Centre Pivot, Electric Integral Blind	£1,667	£1,703	£1,784	£1,823	£1,774	£1,880	£1,982	£2,142	-	£2,185	£2,135	-

#### White Painted Pine

<b>CW WCP HT SEK</b>	Conservation, White Finish Centre Pivot, Hi-Therm Glazing	£915	£941	£966	£1,025	£991	£1,065	£1,135	£1,253	£1,297	£1,277	£1,239	£1,419
<b>CW WCP KTG SEK</b>	Conservation, White Finish Centre Pivot, Triple Glazing	£1,151	£1,177	£1,203	£1,260	£1,228	£1,300	£1,369	£1,490	£1,532	£1,511	£1,475	£1,657
<b>CW WCP EI SEK</b>	Conservation, White Finish Centre Pivot, Electric Integral Blind	£1,592	£1,626	£1,704	£1,738	£1,693	£1,789	£1,884	£2,040	£2,101	£2,072	£2,026	-

#### Clear Lacquered Pine

<b>CW TCP HT SEK</b>	Conservation, Pine Centre Pivot, Hi-Therm Glazing	£903	£929	£953	£1,012	£976	£1,048	£1,116	£1,234	£1,277	£1,254	£1,221	£1,395
<b>CW TCP KTG SEK</b>	Conservation, Pine Centre Pivot, Triple Glazing	£1,139	£1,166	£1,188	£1,250	£1,215	£1,285	£1,352	£1,471	£1,511	£1,491	£1,459	£1,631
<b>CW TCP EI SEK</b>	Conservation, Pine Centre Pivot, Electric Integral Blind	£1,579	£1,615	£1,690	£1,725	£1,677	£1,774	£1,866	£2,016	£2,079	£2,052	£2,007	-

#### Notes:

\* Polar White PVC window sizes 06, 07F, 08, 09 and 10 may have up to ten days lead time.

Please note sizes 08, 09 and 10 will include two Georgian bars. Sizes also available without Georgian bar - use variant NGB at the end of product code.

Any Electric Integral Blinds manufactured to order are subject to a 15 working day lead time.



## Solar operation

### Conservation Solar Powered with Remote Control & Rain Sensor **CW KCS**

See Product Brochure for more information

Code	Description	01	02	01C	03	04	05	06*	07F*	07	08*	09*	10*
Size WxH (mm)		550x780	550x980	550x1180	660x1180	780x980	780x1180	780x1400	940x1400	940x1600	1140x1180	1340x980	1340x1400

#### Polar White PVC

<b>CW PCP HT KCS</b>	Conservation, Polar Centre Pivot, Hi-Therm Glazing	£1,204	£1,232	£1,262	£1,325	£1,288	£1,369	£1,446	£1,577	-	£1,602	£1,562	-
<b>CW PCP KTG KCS</b>	Conservation, Polar Centre Pivot, Triple Glazing	£1,450	£1,478	£1,507	£1,572	£1,533	£1,615	£1,691	£1,822	-	£1,846	£1,807	-
<b>CW PCP EI KCS</b>	Conservation, Polar Centre Pivot, Electric Integral Blind	£1,897	£1,931	£2,029	£2,055	£2,002	£2,109	£2,210	£2,366	-	£2,414	£2,365	-

#### White Painted Pine

<b>CW WCP HT KCS</b>	Conservation, White Finish Centre Pivot, Hi-Therm Glazing	£1,139	£1,165	£1,189	£1,250	£1,217	£1,288	£1,358	£1,477	£1,521	£1,499	£1,463	£1,645
<b>CW WCP KTG KCS</b>	Conservation, White Finish Centre Pivot, Triple Glazing	£1,375	£1,401	£1,427	£1,484	£1,452	£1,525	£1,593	£1,716	£1,756	£1,735	£1,699	£1,880
<b>CW WCP EI KCS</b>	Conservation, White Finish Centre Pivot, Electric Integral Blind	£1,816	£1,850	£1,944	£1,962	£1,917	£2,013	£2,109	£2,255	£2,325	£2,296	£2,251	-

#### Clear Lacquered Pine

<b>CW TCP HT KCS</b>	Conservation, Pine Centre Pivot, Hi-Therm Glazing	£1,127	£1,153	£1,175	£1,236	£1,201	£1,273	£1,340	£1,459	£1,499	£1,478	£1,445	£1,619
<b>CW TCP KTG KCS</b>	Conservation, Pine Centre Pivot, Triple Glazing	£1,364	£1,392	£1,413	£1,474	£1,439	£1,510	£1,577	£1,694	£1,735	£1,717	£1,682	£1,856
<b>CW TCP EI KCS</b>	Conservation, Pine Centre Pivot, Electric Integral Blind	£1,804	£1,838	£1,930	£1,950	£1,902	£1,998	£2,090	£2,231	£2,302	£2,277	£2,231	-

#### Notes:

- Polar White PVC window sizes 06, 07F, 08, 09 and 10 may have up to ten days lead time.  
Please note sizes 08, 09 and 10 will include two Georgian bars. Sizes also available without Georgian bar - use variant NGB at the end of product code.  
Any Electric Integral Blinds manufactured to order are subject to a 15 working day lead time.





## Manual operation

### Conservation Fire Escape/Top-Hung Roof Windows **CW FE/TH**

See Product Brochure for more information

Code	Description	01	02*	01C	03	04	05	06*	07F*	07	08*	09*	10*
Size WxH (mm)		550x780	550x980	550x1180	660x1180	780x980	780x1180	780x1400	940x1400	940x1600	1140x1180	1340x980	1340x1400

#### Polar White PVC

<b>CW PFE HT</b>	Conservation, Polar Fire Escape/Top Hung, Hi-Therm Glazing	-	£739	£770	£859	£808	£911	£1,006	£1,179	-	£1,208	£1,163	-
<b>CW PFE KTG</b>	Conservation, Polar Fire Escape/Top Hung, Triple Glazing	-	£952	£984	£1,070	£1,019	£1,119	£1,212	£1,378	-	£1,404	-	-
<b>CW PFE I°</b>	Conservation, Polar Fire Escape/Top Hung, Manual Integral Blind	-	£922	£1,024	£1,072	£1,004	£1,135	£1,255	£1,457	-	£1,503	-	-

#### White Painted Pine

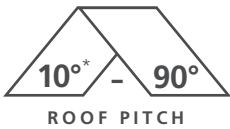
<b>CW WFE HT</b>	Conservation, White Finish Fire Escape/Top Hung, Hi-Therm Glazing	-	£661	£689	£766	£723	£814	£900	£1,052	£1,109	£1,079	£1,039	-
<b>CW WFE KTG</b>	Conservation, White Finish Fire Escape/Top Hung, Triple Glazing	-	£871	£898	£975	£930	£1,020	£1,104	£1,252	£1,308	£1,279	-	-
<b>CW WFE I°</b>	Conservation, White Finish Fire Escape/Top Hung, Manual Integral Blind	-	£843	£936	£981	£921	£1,040	£1,151	£1,355	£1,413	£1,378	-	-

#### Clear Lacquered Pine

<b>CW TFE HT</b>	Conservation, Pine Fire Escape/Top Hung, Hi-Therm Glazing	-	£652	£680	£759	£713	£805	£892	£1,041	£1,098	£1,069	£1,027	-
<b>CW TFE KTG</b>	Conservation, Pine Fire Escape/Top Hung, Triple Glazing	-	£884	£897	£973	£928	£1,020	£1,103	£1,251	£1,306	£1,279	-	-
<b>CW TFE I°</b>	Conservation, Pine Fire Escape/Top Hung, Manual Integral Blind	-	£822	£912	£956	£897	£1,014	£1,124	£1,326	£1,381	£1,346	-	-













#### Notes:

- Due to opening size an 02 FE roof window must not be used as a means of escape - Code for 02 roof window is 'TH' (Top Hung).
- \* Polar White PVC window sizes 08, 09 and 10 will include 2 bottom handles.  
Please note sizes 08, 09 and 10 will include two Georgian bars. Sizes also available without Georgian bar - use variant NGB at the end of product code.
- ° Manual integral blind is not for out of reach use.  
Any Manual Integral Blinds manufactured to order are subject to a 15 working day lead time.



Non opening

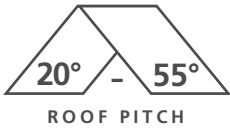
Fixed Skylight QFS

Code	Description												
		01	02	01C	03	04	05	06	07F	07	08	09	10
Size WxH (mm)		550x780	550x980	550x1180	660x1180	780x980	780x1180	780x1400	940x1400	940x1600	1140x1180	1340x980	1340x1400

White Painted Pine

QFS HT	Fixed Skylight, White Finish, Hi-Therm Glazing	£334	£352	£369	£408	£379	£432	£480	£560	£589	£575	£550	£672
--------	--	------	------	------	------	------	------	------	------	------	------	------	------

**Notes:**  
Part Q compliant.  
Increased daylight area.  
Not compatible with 18mm Combi.  
Blinds available January 2024.  
Flashing not included.  
\* Low pitch install with DTRF - 10°.  
Any Fixed Skylights manufactured to order are subject to a 15 working day lead time.



Vertical Bi-Lite

Window System VBL

See Product Brochure for more information

Code	Description		
Size WxH (mm)		780x600	780x950

White Painted Pine

WFBVL T	White Finish, Single, Tilt Only	£673	£730
WFBVL T 2018	White Finish, Double, Tilt Only	£1,348	£1,458
WFBVL TT	White Finish, Single, Tilt & Turn	-	£765
WFBVL TT 2018	White Finish, Double, Tilt & Turn	-	£1,529

Clear Lacquered Pine is available on request (9 week lead time).

**Notes:**  
Roof windows not included in system.  
For VBL Systems outside the above specification, contact the Keylite Sales Team. Triple systems in Pine and White have an 9 week lead time.



## Ridge Window System **RG**

See Product Brochure for more information

Code	Description	01	02	01C	03	04	05	06	07F	07	08	09	10
Size WxH (mm)		550x780	550x980	550x1180	660x1180	780x980	780x1180	780x1400	940x1400	940x1600	1140x1180	1340x980	1340x1400

### Ridge Window

<b>RGSRF</b>	Single Ridge, Slate Flashing	£250	£256	£269	£290	£290	£302	£324	£352	£368	£357	£380	£412
<b>RGTRF</b>	Single Ridge, Tile Flashing	£250	£256	£269	£290	£290	£302	£324	£352	£368	£357	£380	£412
<b>CRGSRF</b>	Combi Ridge, Slate Flashing	£502	£513	£538	£579	£579	£604	£652	£703	£737	£716	£760	£824
<b>CRGTRF</b>	Combi Ridge, Tile Flashing	£502	£513	£538	£579	£579	£604	£652	£703	£737	£716	£760	£824

#### Notes:

Roof windows not included in system. Roof windows must be specified and priced separately.  
For further information contact the Keylite Sales Team - see back of booklet for contact details.

Windows that are 280mm or more down from the ridge can be fitted using Standard Keylite Flashings.  
Windows that are less than 280mm will have to be fitted with the Keylite Ridge Flashings.

Please specify Tile, Slate or Plain Tile Flashings when placing your order. (Plain Tile = TRF).  
Also available for Top Hung and Conservation Windows. Please specify roof pitch when ordering system.



## Smoke Ventilation Roof Windows **SVK**

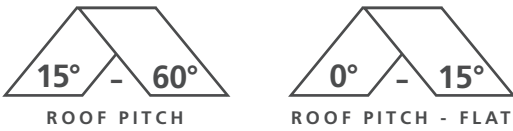
See Product Brochure for more information

Code	Description	08	10
Size WxH (mm)		1140x1180	1340x1400
Smoke Ventilation Free Area		1m <sup>2</sup>	1.5m <sup>2</sup>
<b>SVK</b>	Smoke Ventilation Kit	£2,165	£2,295

#### Notes:

SVK products do not qualify for standard window discount – please refer to Keylite internal sales.  
System cannot be purchased separately and retrofitted.

External frame size (mm)



Sunlite Light Tube System **SLRS/SLFS**

See Product Brochure for more information

Code	Description		
Tube Diameter (mm)			
External frame size (mm)		350 408x408	450 508x508

Pitched Roof Sunlite System

SLRSS	Sunlite Rigid System Slate	£365	£575
SLRST	Sunlite Rigid System Tile	£365	£575
SLFSS	Sunlite Flexi System Slate	£321	£491
SLFST	Sunlite Flexi System Tile	£321	£491

**Notes:**  
When placing your order please specify slate or tile flashing.  
If roof to ceiling distance is more than 2m please add Rigid Extension (below), flexible systems cannot be extended.

Flat Roof Sunlite System

SLRSF	Sunlite Rigid System Flat Roof	£437	£666
-------	--------------------------------	------	------

**Note:**  
Tube length 800mm. If roof to ceiling distance is more than 800mm, please add Rigid Extension.

Sunlite Accessories

SLL	Sunlite Lamp	£63	£63
SLRE	Sunlite Rigid Extension Tube 625mm	£68	£86



## Flashings

See Product Brochure for more information

Code	Description	01	02	01C	03	04	05	06	07F	07	08	09	10
Size WxH (mm)		550x780	550x980	550x1180	660x1180	780x980	780x1180	780x1400	940x1400	940x1600	1140x1180	1340x980	1340x1400

## Single flashings

<b>SRF</b>	Slate Max. 10mm profile. Pitch 15° - 90°	£83	£85	£88	£95	£95	£101	£105	£118	£122	£118	£124	£136
<b>TRF</b>	Tile Max. 45mm profile. Pitch 20° - 90°	£83	£85	£88	£95	£95	£101	£105	£118	£122	£118	£124	£136
<b>DTRF</b>	Deep Tile Max. 90mm profile. Pitch 15° - 90° (10° - 90° on QFS)	£97	£103	£104	£108	£105	£111	£118	£129	£134	£132	£138	£147
<b>PTRF</b>	Plain Tile Max. 15mm profile. Pitch 25° - 90°	£88	£93	£94	£97	£95	£102	£105	£114	£122	£120	£123	£133
<b>CWSRF</b>	Conservation Slate Max. 10mm profile. Pitch 15° - 90°	£83	£85	£88	£95	£95	£101	£105	£118	£122	£118	£124	£136
<b>CWTRF</b>	Conservation Tile Max. 45mm profile. Pitch 20° - 90°	£83	£85	£88	£95	£95	£101	£105	£118	£122	£118	£124	£136
<b>CWDTRF</b>	Conservation Deep Tile Max. 90mm profile. Pitch 15° - 90°	£102	£105	£106	£111	£108	£114	£120	£133	£139	£136	£141	£151
<b>CWPTRF</b>	Conservation Plain Tile Max. 15mm profile. Pitch 25° - 90°	£93	£95	£96	£102	£97	£104	£108	£118	£124	£122	£127	£137
<b>VBLSRF*</b>	Vertical Bi-Lite Slate Max. 45mm profile. Pitch 20° - 55°	£97	£102	£106	£113	£113	£118	£127	£140	£147	£140	£150	£160
<b>VBLTRF*</b>	Vertical Bi-Lite Tile Max. 90mm profile. Pitch 20° - 55°	£97	£102	£106	£113	£113	£118	£127	£140	£147	£140	£150	£160
<b>ZRF</b>	For Zinc type roof material. Pitch 15° - 90°	£114	£115	£122	£131	£131	£137	£146	£161	£168	£161	£171	£186

## Combination flashings

<b>CSRF</b>	Combi, Slate, Max. 10mm profile	£194	£198	£207	£221	£221	£234	£249	£277	£287	£274	£293	£314
<b>CTRF</b>	Combi, Tile, Max. 90mm profile	£194	£198	£207	£221	£221	£234	£249	£277	£287	£274	£293	£314
<b>BLSRF</b>	Bi-Lite, Slate, Max. 10mm profile	£205	£211	£220	£236	£236	£249	£264	£296	£306	£295	£312	£335
<b>BLTRF</b>	Bi-Lite, Tile, Max. 90mm profile	£205	£211	£220	£236	£236	£249	£264	£296	£306	£295	£312	£335
<b>QLSRF</b>	Quad-Lite, Slate, Max. 10mm profile	£435	£447	£474	£502	£502	£528	£562	£623	£648	£623	£662	£715
<b>QLTRF</b>	Quad-Lite, Tile, Max. 90mm profile	£435	£447	£474	£502	£502	£528	£562	£623	£648	£623	£662	£715
<b>RGSRF*</b>	Single Ridge, Slate, Max. 10mm profile	£250	£256	£269	£290	£290	£302	£324	£352	£368	£357	£380	£412
<b>RGTRF*</b>	Single Ridge, Tile, Max. 90mm profile	£250	£256	£269	£290	£290	£302	£324	£352	£368	£357	£380	£412
<b>CRGSRF*</b>	Combi Ridge, Slate, Max. 10mm profile	£502	£513	£538	£579	£579	£604	£652	£703	£737	£716	£760	£824
<b>CRGTRF*</b>	Combi Ridge, Tile, Max. 90mm profile	£502	£513	£538	£579	£579	£604	£652	£703	£737	£716	£760	£824

Size W (mm)

550

660

780

940

1140

1340

## Multipurpose roof flashings

<b>CRF</b>	Multipurpose roof flashing Roof Pitch 15° - 90°	£52	£54	£59	£62	£65	£71
------------	--	-----	-----	-----	-----	-----	-----

## Notes:

\* Roof pitch must be specified when ordering.

CRF kit suitable for both membrane (trocal) and insulated roof panel types. On-site work required. Contact Keylite Sales Team for more information.



## Flat Roof System **FRS**

See Product Brochure for more information

Code	Description	01	02	01C	03	04	05	06	07F	07	08	09	10
Size WxH (mm)		550x780	550x980	550x1180	660x1180	780x980	780x1180	780x1400	940x1400	940x1600	1140x1180	1340x980	1340x1400
Structural Opening Size (mm)		530x1000	530x1200	530x1400	640x1400	760x1200	760x1400	760x1620	920x1620	920x1820	1120x1400	1320x1200	1320x1620

### Flat Roof System

Code	Description	01	02	01C	03	04	05	06	07F	07	08	09	10
FRS	Flat Roof System with Flashing & Upstand for One Window	£403	£413	£436	£478	£465	£487	£558	£585	£638	£577	£562	£660

#### Note:

The codes above refer to the flashing and upstand only. A roof window must be specified separately. For further information contact the Keylite Sales Team.



## Combination Flat Roof System **CFRS**

See Product Brochure for more information

Code	Description	01	02	01C	03	04	05	06	07F	07	08	09	10
Size WxH (mm)		550x780	550x980	550x1180	660x1180	780x980	780x1180	780x1400	940x1400	940x1600	1140x1180	1340x980	1340x1400
Structural Opening Size (mm)		1100x1000	1100x1200	1100x1400	1320x1400	1560x1200	1560x1400	1560x1620	1880x1620	1880x1820	2280x1400	2680x1200	2680x1620

### Double Combination Flat Roof System

Code	Description	01	02	01C	03	04	05	06	07F	07	08	09	10
CFRS 2018	Combination Flat Roof System	£810	£829	£871	£955	£930	£977	£1,118	£1,170	£1,278	£1,152	£1,122	£1,319
Structural Opening Size (mm)		1670x1000	1670x1200	1670x1400	2000x1400	2360x1200	2360x1400	2360x1620	-	-	-	-	-

### Triple Combination Flat Roof System

Code	Description	01	02	01C	03	04	05	06	07F	07	08	09	10
CFRS 3018	Combination Flat Roof System	£1,213	£1,243	£1,307	£1,436	£1,394	£1,465	£1,674	-	-	-	-	-

#### Note:

The codes above refer to the flashing and upstand only. A roof window must be specified separately. For further information contact the Keylite Sales Team.



## Premium Flat Glass Rooflight PFRG

See Product Brochure for more information

 Window opening (WxH)

Code	Description	S6	R69	S8	S9	R912	S10	R1015	S12
Size WxH (mm)		600x600	600x900	800x800	900x900	900x1200	1000x1000	1000x1500	1200x1200
Structural Opening Size (mm)		625x625	625x925	825x825	925x925	925x1225	1025x1025	1025x1525	1225x1225
External Frame Size (mm)		800x800	800x1100	1000x1000	1100x1100	1100x1400	1200x1200	1200x1700	1400x1400

### Premium Flat Glass Rooflight

<b>PFRG</b>	Flat Glass Rooflight, Fixed Shut	£896	£1,115	£1,176	£1,352	£1,605	£1,664	£2,008	£1,949
-------------	----------------------------------	------	--------	--------	--------	--------	--------	--------	--------

### Premium Flat Glass Rooflight - manual opening

<b>PFRG M</b>	Flat Glass Rooflight, Manual Opening	£1,227	£1,481	£1,537	£1,724	£2,014	£1,863	£2,567	£2,491
---------------	--------------------------------------	--------	--------	--------	--------	--------	--------	--------	--------

### Premium Flat Glass Rooflight - electric switch

<b>PFRG ES</b>	Flat Glass Rooflight, Electric Operation with Switch	£1,914	£2,120	£2,190	£2,381	£3,029	£3,082	£3,369	£3,333
----------------	--	--------	--------	--------	--------	--------	--------	--------	--------

### Premium Flat Glass Rooflight - electric remote

<b>PFRG ER</b>	Flat Glass Rooflight, Electric Operation with Rain Sensor & Remote	£2,331	£2,745	£2,607	£2,796	£3,445	£3,499	£3,786	£3,750
----------------	--	--------	--------	--------	--------	--------	--------	--------	--------

#### Notes:

Additional sizes are available upon request. For further information contact the Keylite Sales Team.

Any PFRG products manufactured to order are subject to a 25 working day lead time.

- On all rectangular sizes the unit opens on the short side. For non-standard sizes contact the Keylite Sales Team.



## Flat Glass Rooflight FRG

See Product Brochure for more information

 Window opening (WxH)

Code	Description	S6	R69	S8	S9	R912	S10	R1015	S12
Size WxH (mm)		600x600	600x900	800x800	900x900	900x1200	1000x1000	1000x1500	1200x1200
Structural Opening Size (mm)		625x625	625x925	825x825	925x925	925x1225	1025x1025	1025x1525	1225x1225
External Frame Size (mm) (mm)		780x780	780x1080	980x980	1080x1080	1080x1380	1180x1180	1180x1680	1380x1380

### Flat Glass Rooflight

<b>FRG</b>	Flat Glass Rooflight, Fixed Shut	£696	£744	£783	£901	£1,038	£979	£1,255	£1,195
------------	----------------------------------	------	------	------	------	--------	------	--------	--------

### Flat Glass Rooflight - manual opening

<b>FRG M</b>	Flat Glass Rooflight, Manual Opening	£1,082	£1,130	£1,169	£1,288	£1,424	£1,366	-	-
--------------	--------------------------------------	--------	--------	--------	--------	--------	--------	---	---

### Flat Glass Rooflight - electric switch

<b>FRG ES</b>	Flat Glass Rooflight, Electric Operation with Switch	£1,177	£1,227	£1,265	£1,383	£1,520	£1,463	-	-
---------------	--	--------	--------	--------	--------	--------	--------	---	---

### Flat Glass Rooflight - electric remote

<b>FRG ER</b>	Flat Glass Rooflight, Electric Operation with Rain Sensor & Remote	£1,249	£1,299	£1,338	£1,455	£1,592	£1,533	-	-
---------------	--	--------	--------	--------	--------	--------	--------	---	---

#### Notes:

Any FRG products manufactured to order are subject to a 25 working day lead time.

- On all rectangular sizes the unit opens on the short side. For non-standard sizes contact the Keylite Sales Team.



## Flat Roof Dome FRD

See Product Brochure for more information

Window opening (WxH)

Code	Description	S6	R69	S8	S9	R912	S10	R1015	S12	S15
Size WxH (mm)		600x600	600x900	800x800	900x900	900x1200	1000x1000	1000x1500	1200x1200	1500x1500
Structural Opening Size (mm)		625x625	625x925	825x825	925x925	925x1225	1025x1025	1025x1525	1225x1225	1525x1525
External Frame Size (mm)		800x800	800x1100	1000x1000	1100x1100	1100x1400	1200x1200	1200x1700	1400x1400	1700x1400

### Fixed Dome

<b>FRD</b>	Flat Roof Dome, Fixed Shut, Clear	£565	£603	£635	£732	£842	£795	£1,017	£970	£1,279
<b>FRD FR</b>	Flat Roof Dome, Fixed Shut, Frosted	£565	£603	£635	£732	£842	£795	£1,017	£970	£1,279

### Electric Opening Dome - electric switch

<b>FRD ES</b>	Flat Roof Dome, Electric Operation with Switch, Clear	£1,000	£1,040	£1,071	£1,166	£1,277	£1,230	£1,453	£1,406	£1,715
<b>FRD FR ES</b>	Flat Roof Dome, Electric Operation with Switch, Frosted	£1,000	£1,040	£1,071	£1,166	£1,277	£1,230	£1,453	£1,406	£1,715

### Electric Opening Dome - electric remote

<b>FRD ER</b>	Flat Roof Dome, Electric Operation with Remote Control, Clear	£1,055	£1,094	£1,126	£1,222	£1,332	£1,285	£1,508	£1,461	£1,769
<b>FRD FR ER</b>	Flat Roof Dome, Electric Operation with Remote Control, Frosted	£1,055	£1,094	£1,126	£1,222	£1,332	£1,285	£1,508	£1,461	£1,769

#### Notes:

Additional sizes are available upon request. For further information contact the Keylite Sales Team.  
Any FRD products manufactured to order are subject to a 25 working day lead time.

- On all rectangular sizes the unit opens on the short side. For non-standard sizes contact the Keylite Sales Team.



## Flat Roof Access Hatch FRD AH

See Product Brochure for more information

Window opening (WxH)

Code	Description	R69	S8	S9	R912	S10	R1015	S12
Size WxH (mm)		600x900	800x800	900x900	900x1200	1000x1000	1000x1500	1200x1200
Structural Opening Size (mm)		625x925	825x825	925x925	925x1225	1025x1025	1025x1525	1225x1225
External Frame Size (mm)		800x1100	1000x1000	1100x1100	1100x1400	1200x1200	1200x1700	1400x1400

### Access Hatch

<b>FRD AH</b>	Flat Roof System with Access Hatch Opening, Clear	£1,010	£1,108	£1,243	£1,355	£1,279	£1,866	£1,562
<b>FRD FR AH</b>	Flat Roof System with Access Hatch Opening, Frosted	£1,010	£1,108	£1,243	£1,355	£1,279	£1,866	£1,562

#### Notes:






Additional sizes are available upon request. For further information contact the Keylite Sales Team.  
Any FRD AH products manufactured to order are subject to a 20 working day lead time.

- Opening orientation as shown above. For non-standard sizes contact the Keylite Sales Team.



## Flat Roof Smoke Ventilation **FRD AOV**

See Product Brochure for more information

 • Window opening (WxH)									
Code	Description	<b>S10</b>		<b>S125</b>		<b>R1218</b>		<b>S15</b>	
Size WxH (mm)		1000x1000		1250x1250		1200x1800		1500x1500	
Structural Opening Size (mm)		1025x1025		1275x1275		1225x1825		1525x1525	
External Frame Size (mm)		1200x1200		1450x1450		1400x2000		1700x1700	
Ventilation Area (m <sup>2</sup> )		0.88m <sup>2</sup>		1.0 m <sup>2</sup>		1.5 m <sup>2</sup>		1.5 m <sup>2</sup>	

### Smoke Ventilators

<b>FRD AOV</b>	Flat Roof System with Smoke Ventilation, Clear to Flat Roof Dome with Smoke Ventilation, Clear	£3,148	£3,637	£4,383	£4,448
<b>FRD FR AOV</b>	Flat Roof System with Smoke Ventilation, Frosted to Flat Roof Dome with Smoke Ventilation, Frosted	£3,148	£3,637	£4,383	£4,448

#### Notes:

Additional sizes are available upon request. For further information contact the Keylite Sales Team.







Any FRD AOV products manufactured to order are subject to a 20 working day lead time.

- On all rectangular sizes the unit opens on the long side. For non-standard sizes contact the Keylite Sales Team.



## Roof Lantern **FRL**

See Product Brochure for more information

												
Product Code	<b>1510</b>		<b>2010</b>		<b>2015</b>		<b>2515</b>		<b>3015</b>		<b>3020</b>	
External Frame Size LxW (mm)	1500 x 1000		2000 x 1000		2000 x 1500		2500 x 1500		3000 x 1500		3000 x 2000	
Approx. Height (mm)	358		358		474		474		474		591	
<b>FRL</b>	£1,322		£1,553		£1,832		£2,025		£2,366		£2,802	

#### Notes:













Additional sizes and options are available upon request, for further information please contact the Keylite Sales Team.

The product codes refer to the Roof Lantern product only and do not include the upstand. This upstand is not supplied by Keylite and must be prefabricated and dressed on site prior to the installation of the Roof Lantern.



## Genuine Keylite Blinds

See Product Brochure for more information

												
<b>Polar PVC</b>	<b>P01</b>	<b>P02</b>	<b>P01C</b>	<b>P03</b>	<b>P04</b>	<b>P05</b>	<b>P06</b>	<b>P07F</b>	<b>P07</b>	<b>P08</b>	<b>P09</b>	<b>P10</b>
Window Size WxH (mm)	550x780	550x980	550x1180	660x1180	780x980	780x1180	780x1400	940x1400	940x1600	1140x1180	1340x980	1340x1400
Visible Glass Size (mm)	370x567	370x767	370x967	480x967	600x767	600x967	600x1187	760x1187	761x1381	960x967	1160x767	1160x1187
<b>Pine (White Painted &amp; Clear Lacquered)</b>	<b>T01</b>	<b>T02</b>	<b>T01C</b>	<b>T03</b>	<b>T04</b>	<b>T05</b>	<b>T06</b>	<b>T07F</b>	<b>T07</b>	<b>T08</b>	<b>T09</b>	<b>T10</b>
Window Size WxH (mm)	550x780	550x980	550x1180	660x1180	780x980	780x1180	780x1400	940x1400	940x1600	1140x1180	1340x980	1340x1400
Visible Glass Size (mm)	370x558	370x758	370x958	480x958	600x758	600x958	600x1178	760x1178	760x1378	960x958	1160x758	1160x1178

Code	Description
------	-------------

## Essential Range (Blackout &amp; Dimout)

<b>BPS</b>	Manual, Aluminium Surround	£85	£91	£96	£102	£98	£105	£112	£124	£132	£132	£137	£150
<b>BPW</b>	Manual, White Surround	£97	£105	£110	£117	£114	£119	£129	£143	£150	£150	£158	£174
<b>BPS E</b>	Electric Operated, Aluminium Surround	£255	£262	£266	£272	£268	£275	£282	£294	£303	£303	£307	£321
<b>BPS S</b>	Solar Powered, Aluminium Surround	£288	£294	£300	£305	£303	£307	£316	£325	£335	£335	£340	£353

## Decor &amp; Aqua Range (Blackout &amp; Dimout)

<b>BPS</b>	Manual, Aluminium Surround	£98	£105	£109	£116	£112	£118	£126	£137	£146	£146	£150	£165
<b>BPW</b>	Manual, White Surround	£114	£119	£126	£134	£129	£136	£146	£158	£168	£168	£174	£188
<b>BPS E</b>	Electric Operated, Aluminium Surround	£268	£275	£280	£285	£282	£288	£296	£307	£316	£316	£321	£335
<b>BPS S</b>	Solar Powered, Aluminium Surround	£303	£307	£312	£319	£316	£321	£331	£340	£349	£349	£353	£369

## Kids Range (Blackout only)

<b>BPS</b>	Manual, Aluminium Surround	£112	£118	£124	£129	£126	£132	£139	£150	£159	£159	£165	£178
<b>BPW</b>	Manual, White Surround	£129	£136	£143	£148	£146	£150	£160	£174	£183	£183	£188	£205
<b>BPS E</b>	Electric Operated, Aluminium Surround	£282	£288	£294	£300	£296	£303	£310	£321	£331	£331	£335	£349
<b>BPS S</b>	Solar Powered, Aluminium Surround	£316	£321	£325	£333	£331	£335	£343	£353	£363	£363	£369	£382

## Notes:

Blinds are also available for timber roof windows purchased prior to 1st April 2019. These codes do not include the prefix 'T' before the number i.e. T04 = 04.

Additional sizes and surround options are available upon request - see back of booklet for contact details.

Electric blinds are only available for windows already installed with a Premium Electric Kit.


Electric and Solar blinds are only available with a silver surround.

Any Solar or Electric Blind products manufactured to order are subject to a 10-15 working day lead time.



Accessories

See Product Brochure for more information

													
Code	Description	01	02	01C	03	04	05	06	07F	07	08	09	10
Size WxH (mm)		550x780	550x980	550x1180	660x1180	780x980	780x1180	780x1400	940x1400	940x1600	1140x1180	1340x980	1340x1400

Enhanced Installation Components

FC	Felt Collar - Improved Watertightness	£29	£30	£31	£31	£31	£32	£35	£36	£37	£36	£36	£38
VC	Vapour Collar - Enhanced Airtightness	£30	£31	£32	£32	£32	£33	£36	£37	£38	£37	£37	£41
IPC	Includes Felt Collar & Vapour Collar	£57	£60	£64	£64	£64	£66	£70	£75	£77	£75	£75	£79

Spacing/Length (mm)	18/1200	18/1600	18/2000	18/2700	18/3500	50/1200	50/1600	50/2000	50/2700	50/3500	100/1200	100/1600	100/2000	100/2700	100/3500
---------------------	---------	---------	---------	---------	---------	---------	---------	---------	---------	---------	----------	----------	----------	----------	----------

Roof Window Support Trims

WFST	White Painted Pine Support Trim	£114	£153	£191	£241	£318	£153	£203	£254	£295	£357	£190	£254	£318	£352	£401
ST	Clear Lacquered Pine Support Trim	£114	£153	£191	£241	£318	£153	£203	£254	£295	£357	£190	£254	£318	£352	£401

Code	Description
------	-------------

Opening Poles

WP2	Window Pole 2m	£36
WPBH2	Bottom Handle Window Pole 2m	£36
WP3	Window Pole 3m	£57
WPBH3	Bottom Handle Window Pole 3m	£57

Roof Window Maintenance Kits

Polar PVC Kit	Kit includes grease, vent flap foam and hood filter	£35
White Painted Kit	Kit includes sandpaper, grease, wood filler, vent flap foam, hood filter, paintbrush & white paint	£52
Pine Kit	Kit includes sandpaper, grease, wood filler, vent flap foam, hood filter, paintbrush & lacquer	£52

Security

OR	Opening Restrictor	£30
SL	Security Lock	£30

Loft Ladder KYL

See Product Brochure for more information

Code	Description	01	02	03	04	05	06	07	08	09
KYL	Loft Ladder	£215	£183	£215	£215	£183	£215	£215	£215	£215
KYL FRES	Fire Resistant Loft Ladder	£494	£419	£494	£494	£419	£494	£494	£494	£494
Ceiling Opening Dimension (mm)		550x1000	550x1200	550x1200	600x1000	600x1200	600x1200	700x1000	700x1200	700x1200
Frame External Dimension (mm)		530x940	530x1140	530x1140	580x940	580x1140	580x1140	680 x 940	680 x 1140	680 x 1140
Number of Ladder Sections		4	3	4	4	3	4	4	3	4

**Important Note:**  
Keylite Loft Ladders are not intended to be used as an alternative and/or substitute for traditional stairs in order to access loft converted areas.

Keylite reserves the right to update prices throughout the period.



**[keyliteroofwindows.com](http://keyliteroofwindows.com)**

**GB**

Unit 3 Gateway Road, Burton Gateway,  
Burton upon Trent, DE13 8FL

T: +44 (0) 1283 200 158

E: [sales@keyliteuk.com](mailto:sales@keyliteuk.com)

**NI & ROI**

KG2, Ballyreagh Industrial Est. Sandholes Road,  
Cookstown, Co. Tyrone, BT80 9DG

T: +44 (0) 28 8675 8921

E: [info@keylite.co.uk](mailto:info@keylite.co.uk)